



Theatre Virtual Learning

Introduction to Theatre Design & Production

Establishing Mood: Sound Design Part 2

Date: April 27, 2020





Lesson: April 27, 2020

Objective/Learning Target:

The student will explore the role of music and mood in storytelling.

Let's Get Started / Warm Up Activities:
Use the video to listen to the Jaws theme. When you hear this music, what does it make you feel? Was it effective for the film?





Lesson/Activity




Lesson Steps:

First, watch the clip below where a sound designer for film talks about choosing music to establish mood. The ideas here are important for theatre too!

7 Ways to Use Music to Create Mood
Onscreen

Reflection: How can music help to tell a story on stage?

.



Practice



1. Choose two of the following:
 - a. TV Show Theme Song
 - b. Song from the beginning of a movie
 - c. Song from the end of a movie
 - d. Underscore music from a movie, tv show, cartoon, or videogame
2. For each category, listen to the song with your eyes closed.
3. Open your eyes, and write down what feelings, images, thoughts you had while listening.
4. Now listen to them again, but watch the visuals along with the music, how does the connection of visual and audio change your interpretation.